

# American Society for Enhanced Recovery and Perioperative Quality Initiative Joint Consensus Statement on Perioperative Management of Patients on Preoperative Opioid Therapy

David A. Edwards, MD, PhD,\* Traci L. Hedrick, MD, MS, FACS, FASCRS,† Jennifer Jayaram, APRN, MSN,\* Charles Argoff, MD,‡ Padma Gulur, MD,§ Stefan D. Holubar, MD, MS, FACS, FASCRS,|| Tong J. Gan, MD, MBA, MHS, FRCA,¶ Michael G. Mythen, MBBS, MD, FRCA, FFICM, FCAI (Hon),# Timothy E. Miller, MB, ChB, FRCA,§ Andrew D. Shaw, MB, FRCA, FFICM, FCCM, MMHC,\*\* Julie K. M. Thacker, MD, FACS, FASCRS,†† and Matthew D. McEvoy, MD,\* POQI-4 Working Group

See Editorial, p 324

Enhanced recovery pathways have quickly become part of the standard of care for patients undergoing elective surgery, especially in North America and Europe. One of the central tenets of this multidisciplinary approach is the use of multimodal analgesia with opioid-sparing and even opioid-free anesthesia and analgesia. However, the current state is a historically high use of opioids for both appropriate and inappropriate reasons, and patients with chronic opioid use before their surgery represent a common, often difficult-to-manage population for the enhanced recovery providers and health care team at large. Furthermore, limited evidence and few proven successful protocols exist to guide providers caring for these at-risk patients throughout their elective surgical experience. Therefore, the fourth Perioperative Quality Initiative brought together an international team of multidisciplinary experts, including anesthesiologists, nurse anesthetists, surgeons, pain specialists, neurologists, nurses, and other experts with the objective of providing consensus recommendations. Specifically, the goal of this consensus document is to minimize opioid-related complications by providing expert-based consensus recommendations that reflect the strength of the medical evidence regarding: (1) the definition, categorization, and risk stratification of patients receiving opioids before surgery; (2) optimal perioperative treatment strategies for patients receiving preoperative opioids; and (3) optimal discharge and continuity of care management practices for patients receiving opioids preoperatively. The overarching theme of this document is to provide health care providers with guidance to reduce potentially avoidable opioid-related complications including opioid dependence (both physical and behavioral), disability, and death. Enhanced recovery programs attempt to incorporate best practices into pathways of care. By presenting the available evidence for perioperative management of patients on opioids, this consensus panel hopes to encourage further development of pathways specific to this high-risk group to mitigate the often unintentional iatrogenic and untoward effects of opioids and to improve perioperative outcomes. (Anesth Analg 2019;129:553–66)

Patients receiving opioids who are scheduled for surgery are at risk of opioid-related morbidity, and thus require risk stratification and unique, multidisciplinary treatment.<sup>1</sup> Patients on preoperative opioids have a dose-dependent increased risk of poor surgical outcomes

and adverse events related to opioid use in the perioperative period.<sup>2,3</sup> Opioid-induced respiratory depression occurs in 0.15%–1.1% of all surgical patients,<sup>4–8</sup> and is increased 3-fold in opioid-dependent patients.<sup>3</sup> Patients on opioids are at risk of poor pain control and suffering, at least in part

From the \*Department of Anesthesiology, Vanderbilt University Medical Center, Nashville, Tennessee; †Department of Surgery, University of Virginia Health System, Charlottesville, Virginia; ‡Department of Neurology, Albany Medical Center, Albany, New York; §Department of Anesthesia, Duke University School of Medicine, Durham, North Carolina; ||Department of Colon and Rectal Surgery, Cleveland Clinic, Cleveland, Ohio; ¶Department of Anesthesiology, Stony Brook University School of Medicine, Stony Brook, New York; #Department of Anaesthesia, University College London, London, United Kingdom; \*\*Department of Anesthesiology and Pain Medicine, University of Alberta, Edmonton, Alberta, Canada; and ††Department of Surgery, Duke University Medical Center, Durham, North Carolina.

Accepted for publication December 11, 2018.

Funding: D.A.E. has received research support from Semnur Inc and Grunenthal for research unrelated to the topic or production of this manuscript.

Copyright © 2019 International Anesthesia Research Society  
DOI: 10.1213/ANE.0000000000004018

T.E.M. received research funding and is a consultant for Edwards Lifesciences and for Mallinckrodt. M.D.E. received research funding from the GE Foundation, Edwards Lifesciences, and Cheetah Medical for projects unrelated to this manuscript. The Perioperative Quality Initiative-4 consensus conference was supported by unrestricted educational grants from the American Society for Enhanced Recovery and the Perioperative Quality Initiative, which have received grants from Baxter, Bev MD, Cadence, Cheetah Medical, Edwards, Heron Pharmaceutical, Mallinckrodt, Medtronic, Merck, Trevana, and Pacira.

Conflicts of Interest: See Disclosures at the end of the article.

Supplemental digital content is available for this article. Direct URL citations appear in the printed text and are provided in the HTML and PDF versions of this article on the journal's website ([www.anesthesia-analgesia.org](http://www.anesthesia-analgesia.org)).

A full list of contributors can be found at the end of the article.

Reprints will not be available from the authors.

Address correspondence to David A. Edwards, MD, PhD, Department of Anesthesiology, Vanderbilt University Medical Center, Nashville, TN. Address e-mail to [david.a.edwards@vanderbilt.edu](mailto:david.a.edwards@vanderbilt.edu).

due to anxiety regarding inadequate pain relief, in the perioperative period.<sup>1,9,10</sup>

Preoperative opioid use results in other untoward outcomes, such as delayed wound healing, increased surgical reintervention, prolonged hospital stay, higher readmission rates, greater health care costs, and increased mortality.<sup>11–20</sup> One of the greatest risk factors for prolonged postoperative opioid use and perioperative dose escalation is preoperative chronic opioid use.<sup>17,21–28</sup> In 66,950 patients undergoing total knee arthroplasty, 34.8% using opioids preoperatively became chronic users compared to only 5.0% of the opioid-naïve cohort.<sup>17</sup> Preoperative opioid use is a potentially modifiable risk factor that could be optimally managed to improve safety and long-term postoperative outcomes.<sup>11,29</sup>

While enhanced recovery programs improve perioperative outcomes for patients under a variety of surgeries, patients on chronic opioid therapy before surgery represent a subgroup that may still be at high risk for poor outcomes. Accordingly, a logical evolution of enhanced recovery pathway development is to incorporate evidence for improved outcomes for patients on chronic opioid therapy.

In this consensus document, we review the available literature and propose a novel classification scheme to define patient risk groups according to their preoperative opioid exposure. We discuss the evidence for preoperative, intraoperative, and postoperative management of patients in these risk strata. Finally, we suggest lines of inquiry for future research to increase the quality of available evidence for clinical practice. The goal of this document is to provide consensus statements that reflect the expert panel's evaluation of the evidence regarding: (1) the definitions, categorization, and risk stratification of patients on opioids; (2) optimal perioperative treatment strategies; and (3) optimal discharge and continuity of care management practices for patients on chronic opioids.

## METHODS

The fourth Perioperative Quality Initiative was convened January 4–6, 2018 to consider the present opioid epidemic. This report is the result of a modified Delphi analysis performed by a fourth Perioperative Quality Initiative working subgroup charged with appraising the published evidence on perioperative management of patients on opioids before surgery. Details of the Perioperative Quality Initiative process have been published previously.<sup>30</sup>

Members of the American Society for Enhanced Recovery (Supplemental Digital Content 1, Appendix 1, <http://links.lww.com/AA/C701>) representing specialists in surgery, anesthesiology, neurology, pharmacology, nursing, and pain medicine met to review the literature and achieve consensus on recommendations for care of patients receiving preoperative opioids of any type. The panel created a condensed list of topics for which presentation of the evidence would be most helpful to clinicians. The topics chosen were: (1) the definitions of preoperative opioid use; (2) the effect of preoperative education and expectation management on perioperative outcomes; (3) the potential benefits of preoperative psychological optimization; (4) the potential impact of perioperative pain specialist consultation; (5) the role for multimodal pain management including regional anesthesia and adjunctive medications; (6) how perioperative opioids should be managed; and (7) the optimal perioperative management of patients being treated for opioid use disorder.

The literature on each of these topics is vast, so only studies that evaluated the impact of an intervention aimed toward the care of patients on opioids preoperatively were evaluated. The strategy for topic 1, definitions of preoperative opioid use, was to sample the literature, and therefore does not represent a comprehensive or systematic review. For topics 2–7, a systematic review was performed to identify studies of interventions that could be incorporated into enhanced recovery pathways for optimal management of patients on opioids.

## Systematic Search

Using MEDLINE and Embase search engines, a search was performed following the Preferred Reporting Items for Systematic Reviews and Meta-analysis guidelines.<sup>31</sup> Search terms included surgery, surgical, operation, operative to first identify studies in the perioperative realm. Results were focused further through search of the following keywords: opioid, opiate, narcotic, morphine, methadone, hydromorphone, fentanyl, buprenorphine, tapentadol, hydrocodone, oxycodone, oxymorphone, tramadol, codeine, dependence, dependent, tolerance, tolerant, exposed, exposure, and use. We limited the search to humans, English language, adult patients, without date restrictions up through 2017 (Supplemental Digital Content 2, Table 1, <http://links.lww.com/AA/C702>). We excluded case reports, commentaries, letters, and editorials in the search. Review articles were used to identify relevant studies missed within the search results.

We included studies in which patients on opioids preoperatively were identified either as the primary study population or as a subgroup. We categorized these studies into groups that evaluated our topics of interest 2–7 as discussed. Studies evaluating risks and outcomes of preoperative opioids use, but not describing treatment/intervention effects were excluded. Also studies only demonstrating the surgery itself as the intervention improving postoperative opioid use were excluded. Results were reviewed at the title and abstract levels by 2 reviewers (D.A.E. and J.J.) for inclusion. The resulting list was independently reviewed by the same reviewers, and the strength of the evidence graded using Grading of Recommendations, Assessment, Development and Evaluations assessment guidelines.<sup>32</sup> When disagreement occurred, a third reviewer (M.D.E.) acted as tie-breaker. During the meeting, the literature search and the strength of the evidence were reviewed by the group. Based on the level of evidence, consensus statements were drafted and worded following National Institute for Health and Care Excellence guidelines (Table 1), to reflect the impression of the group of the overall strength of the evidence, using the modified Delphi process (Table 2).

## RESULTS

The systematic search returned 1820 results. An additional 24 studies were identified by review of references and through review articles (Supplemental Digital Content 3, Figure 1, <http://links.lww.com/AA/C703>). Duplicates were removed, and title and abstract were reviewed, resulting in 338 articles. An additional 288 articles were excluded after full-text review, and the remaining 50 articles were categorized into 6 topic areas and their quality assessed. The results and discussion for each topic are now discussed beginning with the consensus statements in bold (also see Table 2).

**Table 1. Format of Recommendations in Perioperative Quality Initiative Guidelines (From National Institute for Health and Care Excellence Guidelines)**

| Strength of Recommendations <sup>a</sup> | Definition  |
|--|---|
| Strongly recommend                       | Committee believes the evidence is strong, supported by numerous high-quality prospective randomized trials.  |
| Recommend                                | Evidence supporting the practice is not as strong, based on high-quality prospective and retrospective studies. Committee feels that benefits of the intervention outweigh the risk for the majority of patients. |
| Consider                                 | There is a lack of quality research to make a recommendation. Committee feels the practice is safe and likely to be effective based on expert opinion.  |

<sup>a</sup>Based on National Institute for Health and Care Excellence guidelines.

**DISCUSSION**

**Topic 1: Categorizing and Defining Preoperative Opioid Use**

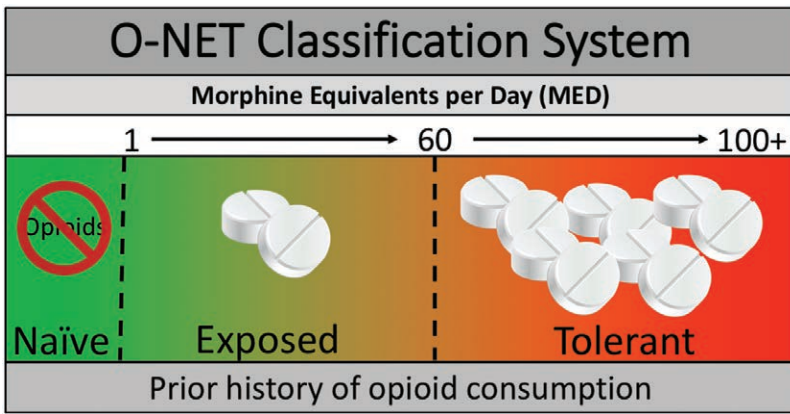
We recommend categorizing patients as opioid-naïve, opioid exposed, or opioid tolerant. We suggest that opioid-naïve be defined as a patient having no history of opioid use in the 90 days before surgery. We suggest defining opioid exposed as a patient having a history of any opioid exposure <60 mg morphine equivalent dose within 90 days preoperatively. We recommend defining opioid tolerant as a patient with a history of ≥60 mg morphine equivalent dose in the 7 days before surgery. We recommend use of the new opioid-naïve, exposed, and tolerant+ (O-NET+) classification scheme to categorize patients into low, moderate, and high-risk groups.

A taxonomy describing the degree of opioid use in the perioperative period has not been consistently defined. “Opioid-naïve” and “opioid tolerant” were the most common terms used to classify patients but there is no consistency in the definition of these terms. A survey of PubMed-listed studies showed that the term opioid-naïve is applied to patients without (or with low) previous opioid exposure; however, timeframes before surgery vary widely, ranging from 2 years to 7 days preoperatively, thus rendering this definition less useful.<sup>21,33-39</sup> We defined opioid-naïve as a patient having no history of opioid use in the 90 days before surgery, considering this a sufficient interval to be deemed without increased risk. Opioid tolerant was most often defined by using a cutoff value above which patients were considered tolerant (ie, the US Food and Drug Administration definition of opioid tolerance as a patient “who [is] taking at least 60 mg oral morphine equivalents/day ... or an equianalgesic dose of another opioid for 1 week or longer”).<sup>40</sup> Studies demonstrate that there is a dose inflection point between 40 and 60 mg morphine equivalent dose at which there is a significantly increased risk of opioid-related adverse events. To remain consistent with published literature and the Food and Drug Administration definition, and to reflect the increased risk of opioids above the inflection point, we defined opioid tolerant at a dose of 60 morphine equivalent dose or above.<sup>2,12,41,42</sup> On the other hand, even short-term and low-dose opioid exposure induces acquired pharmacokinetic and pharmacodynamic tolerance, and opioid receptor upregulation,<sup>43</sup> and thus may lead to an increase in the likelihood of prolonged use or abuse.<sup>21,23,43</sup> For these reasons, we defined any opioid use within 90 days of surgery as “opioid exposed.” The actual preoperative risk for opioid-exposed patients, being somewhere between “opioid-naïve” and “opioid tolerant,” is a gray zone to be defined by

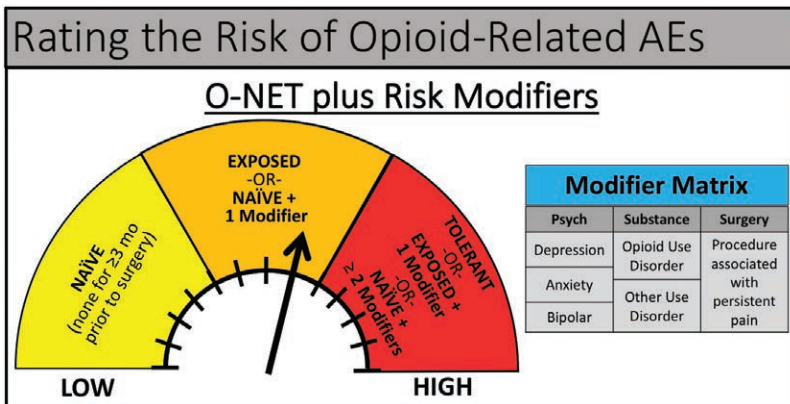
**Table 2. Consensus Statements and Recommendations**

|   |
|---|
| How do we categorize and define opioid use in the preoperative patient?   |
| - We recommend categorizing patients as O-NET.  |
| - We suggest defining opioid-naïve as no history of opioid use in 90 d before surgery.  |
| - We suggest defining opioid exposed as history of >0 morphine equivalent dose and <60 mg morphine equivalent dose within the past 90 d.  |
| - We recommend defining opioid tolerant as history of ≥60 mg morphine equivalent dose in the past 7 d.  |
| How should patients be risk stratified preoperatively for opioid-related adverse events and poor outcomes?  |
| - We recommend use of the new O-NET+ classification scheme to categorize patients into low-, moderate-, and high-risk groups (Figure 1).  |
| How do we optimize moderate- to high-risk patients according to O-NET+ criteria before surgery?   |
| - We suggest weaning opioids preoperatively to the lowest effective dose.   |
| - We recommend optimizing management of psychosocial comorbidities before surgery.  |
| - We recommend individualized preoperative education to promote shared pain management expectations.  |
| - We recommend identification of and communication with the patient’s outpatient opioid prescriber to anticipate discharge needs.   |
| - We recommend referral to a perioperative pain specialist before surgery for highest-risk patients.  |
| What are strategies for perioperative pain management in moderate- to high-risk patients according to O-NET+ criteria?  |
| - We strongly recommend an individualized multimodal analgesia pain management strategy, including regional/neuraxial anesthesia, when appropriate, to minimize the use of opioids. |
| Is opioid-free intraoperative management feasible in moderate- to high-risk patients according to O-NET+ criteria?  |
| - Opioid-free intraoperative management is feasible, and we suggest that it may be appropriate; however, there are insufficient data to recommend it.                               |
| What are strategies for managing postoperative pain in moderate- to high-risk patients according to O-NET+ criteria?  |
| - We strongly recommend the routine use of nonopioid options as part of a comprehensive multimodal analgesia perioperative analgesia plan.  |
| - We recommend the lowest effective opioid dose in the postoperative period.  |
| - We recommend avoiding opioid dose escalation.   |
| - We recommend the addition of opioids only in the setting of suboptimal analgesia after first-line administration of nonopioid options.  |
| - We strongly recommend the use of nonpharmacological treatments of pain.   |
| What are strategies for managing postoperative opioids at discharge in moderate- to high-risk patients according to O-NET+ criteria?  |
| - We strongly recommend limiting discharge opioid prescription to the expected duration of pain that is severe enough to require opioids.   |
| - We recommend postoperative coordination of opioid tapering with the patient’s outpatient provider.  |

Abbreviations: O-NET, opioid-naïve, exposed, and tolerant; O-NET+, opioid-naïve, exposed, and tolerant plus modifiers.



**Figure 1.** In the preoperative period, patients are divided into the classes opioid-naïve, opioid exposed, and opioid tolerant based on the milligram MED used. Opioid-naïve indicates no opioid use in the 90 d before surgery; opioid exposed, any amount <60 MED used in the 90 d before surgery; and opioid tolerant, ≥60 MED within 7 d of surgery. MED indicates morphine equivalent dose; O-NET, opioid-naïve, exposed, and tolerant. Figure reused with the permission of the Perioperative Quality Initiative (POQI). For permission requests, contact info@poqi.org.



**Figure 2.** O-NET classes represent low-, moderate-, and high-risk groups for opioid-related adverse events and poor outcomes. Addition of comorbid risk factors known to influence the risk of opioid-related poor outcomes modify the risk group assignment. AE indicates adverse events; O-NET, opioid-naïve, exposed, and tolerant. Figure reused with the permission of the Perioperative Quality Initiative (POQI). For permission requests, contact info@poqi.org.

future research. For example, it is possible that a patient meeting the opioid tolerant definition a few weeks before surgery and who tapers down below 60 morphine equivalent dose before surgery would be at lower risk.

Taking the above into account, and on consensus of the fourth Perioperative Quality Initiative participants, we developed a conceptual framework termed the opioid-naïve, exposed, and tolerant (O-NET) classification scheme: opioid-naïve, exposed, and tolerant based on the patient’s opioid use in the preoperative period (Figure 1). We then elected to develop this classification further to allow for its use in stratifying patients preoperatively into low-risk (opioid-naïve), moderate-risk (opioid exposed), and high-risk (opioid tolerant) categories (Figure 2). Many comorbid conditions, social situations, and surgical types can increase the risks of adverse outcomes related to opioids. To create a more realistic and patient-specific risk classification system, these factors were added as broad categories to the O-NET scheme as modifiers (addition of the + symbol: O-NET+). Uncontrolled psychiatric comorbidities (such as depression, anxiety, bipolar disease, and a history of dependency, addiction, or alcoholism) and behavioral tendencies (such as catastrophizing behavior, perceived self-efficacy) impact pain behaviors and opioid use. Certain types of surgery known to have a high incidence of postoperative acute or chronic pain (thoracotomy, spinal fusion) would be considered modifiers posing an increased risk for higher or prolonged use of opioids. The following 3 examples demonstrate how the opioid-naïve,

opioid exposed, and opioid tolerant+ classification system can be used: (1) an opioid-naïve patient (initial O-NET classification is low risk) is identified to be severely depressed, unmedicated, and not seeing a caregiver for this comorbidity. This patient would be given a final opioid-naïve, exposed, and tolerant+ classification of moderate risk, and time allotting for elective surgery could be referred for treatment or provided concurrent consultation and management of depression in the perioperative period. (2) An opioid-exposed patient (initial O-NET classification of moderate risk) undergoing thoracotomy would be classified by O-NET+ as high risk, given the increased expected postoperative pain. (3) Finally, a patient presenting to the preoperative surgery clinic in preparation for shoulder replacement is found to be taking opioids at >60 morphine equivalent dose daily and is therefore classified as high risk by O-NET+. If reasonable and appropriate for this patient, a plan could be started to introduce multimodal analgesia facilitating an opioid taper to <60 morphine equivalent dose. If the timing allows this to occur at least 7 days before planned surgery, the patient would be considered moderate risk by O-NET+ on the day of surgery.

An advantage of using the classification scheme in the preoperative period is that modifiable factors can be identified and treated, or at a minimum, a plan instituted to manage the condition in the perioperative period (ie, treating anxiety or depression, ensuring regional anesthesia is used). By instituting a system to recognize and then manage modifiable risk factors, a patient’s O-NET+ risk category could be

lowered, better optimizing them for surgery. The O-NET+ classification scheme can therefore be used both to identify risk factors and to direct preoperative optimization goals. Not all risk factors will be treatable in the lead time to surgery, and complete optimization may not be feasible, but by identifying the risks and establishing a plan to manage these there is the potential for improving the outcome and experience for the patient. The O-NET+ classification scheme was purposefully created with general categories, avoiding specifics (ie, the relative risks of the modifying variables were not included), to facilitate adoption and to allow for easy comparison across institutions to inform iterative improvement (Figure 3).

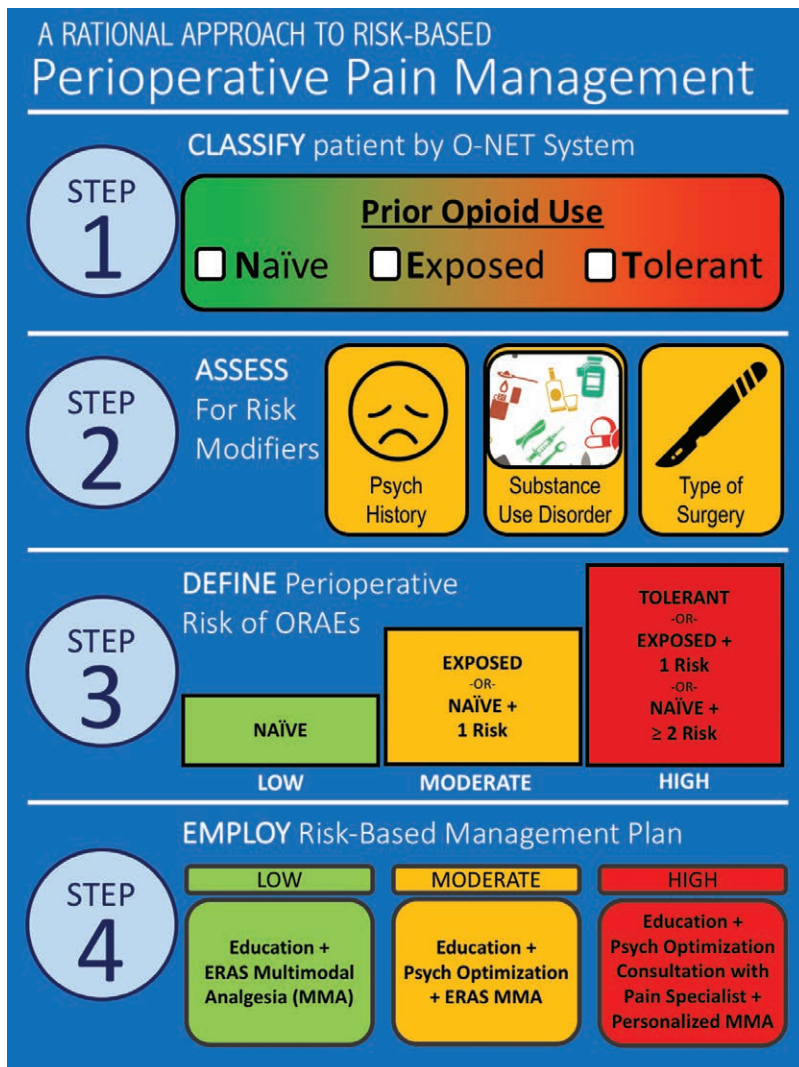
**Topic 2: Education, Expectation Management**

We recommend individualized preoperative education to promote shared pain management expectations.

There is a lack of evidence for specific educational interventions that may impact outcomes in patients on opioids. In our search, only a single study was found (Grading of Recommendations, Assessment, Development and Evaluations C).<sup>44</sup> In this study, 15% of patients presenting for orthopedic trauma were on opioids before the surgery.

One group of patients was instructed before surgery that they would receive opioids for a maximum of 6 weeks. Seventy-three percent of those instructed stopped opioids by 6 weeks compared to 63% of those not instructed; however, at 12 weeks, there was no difference. Given the lack of quality data on this topic, we offer the following considerations based on literature supporting the general impact of education and expectation management for all patients.<sup>45</sup>

Optimization of care for the surgical patient begins in the clinic with identification and stratification of at-risk patients. An integral component of an enhanced recovery pathway is incorporation of the patient into the clinical care pathway as preoperative patient expectation management results in improved postoperative patient satisfaction and decreased need for opioids.<sup>45-51</sup> Patients with chronic pain or substance use disorders are likely to be apprehensive about their pain control or risk of relapse around surgery. These patients especially should be introduced to the multimodal pain management approach of the enhanced recovery pathway and how it might benefit someone in their risk class. They should also be informed of the relatively increased risks of being on opioids before surgery and educated on the adverse effects of opioids both in the perioperative setting



**Figure 3.** An approach for the use of O-NET+ classification in perioperative management of patients on preoperative opioids. First, classify patients using O-NET into naïve, exposed, or tolerant (step 1). Consider comorbid conditions that may increase risk, such as psychiatric diagnoses, a history of substance dependence, or invasive and painful surgery plan (step 2). Risk stratify into low-, moderate-, or high-risk categories (step 3), and employ enhanced recovery pathways specific to the risk category (step 4). ERAS indicates enhanced recovery after surgery; O-NET, opioid-naïve, exposed, and tolerant; O-NET+, opioid-naïve, exposed, and tolerant plus modifiers; ORAE, opioid-related adverse event. Figure reused with the permission of the Perioperative Quality Initiative (POQI). For permission requests, contact info@poqi.org.

and with prolonged use. These topics should be initiated in the surgeon's office and continued throughout the preoperative period at subsequent encounters.

### Topic 3: Psychological Optimization

We recommend optimizing management of psychosocial comorbidities before surgery.

No studies were found that measured the impact of psychological treatments on perioperative outcomes of patients on preoperative opioids. However, recognizing the presence of complex psychosocial issues and comorbid psychiatric illness in the patient on chronic opioid therapy is of utmost importance to improve outcomes. Patients on chronic opioid therapy may have relevant accompanying disorders including depression, anxiety, posttraumatic stress disorder, borderline personality disorders, among others.<sup>52-57</sup> Screening and risk stratification for modifiable comorbid conditions in patients on opioids can identify those that might benefit from preoperative interventions to improve resilience and coping skills that could mitigate opioid dose escalation and self-medication of negative emotions with opioids.<sup>56,58-62</sup>

In particular, mindfulness-based training has been proposed as a valid adjunct for the preparation and management of postoperative pain, particularly in surgical patients with chronic forms of pain such as osteoarthritis.<sup>61</sup> Most studies of mindfulness focused on chronic pain for which mindfulness seems to have the greatest benefit in improving the psychological impact and quality of life of the pain experience.<sup>63</sup> The effect of mindfulness meditation on acute pain has been studied less, and the studies are generally of very low to low quality,<sup>64</sup> but demonstrate promise in reducing analgesic requirements, pain intensity, and anxiety.<sup>65</sup> Based on these limited data in patients with acute or chronic pain, mindfulness training has the potential to improve current pain management strategies for patients on opioids who are at risk of suffering after surgery.

### Topic 4: Perioperative Pain Specialist Consultation

We recommend identification of and communication with the patient's outpatient opioid prescriber to anticipate discharge needs. We recommend referral to a Perioperative Pain Specialist before surgery for highest risk patients.

There is no direct evidence that preoperative consultation by specialists in pain management improves perioperative outcomes of patients on opioids. This is to say that no study compares the outcome for patients on opioids when a preoperative consultation is obtained with a pain specialist (or a perioperative pain specialist such as an acute pain service consultant) versus no consultation. Only a single observational patient survey was found in our search of this topic.<sup>66</sup> The study surveyed patient satisfaction with a taper schedule provided by an acute pain service to patients who presented for elective surgery already on opioids. Although few studies directly evaluate the impact of consultative services, there is strong evidence for the specialized medical care that is provided by these services (ie, regional anesthesia, multimodal analgesia). A well-planned and communicated strategy for delivering multimodal analgesia,

historically the specialty domain of pain management specialists, almost certainly improves the safety, quality, cost, and coordination of care.<sup>67-71</sup> Consultation with a specialized, dedicated acute pain, or perioperative consult service continues to be a strong recommendation from multiple expert panels.<sup>72-75</sup> Enhanced recovery pathways, the perioperative surgical home, and the transitional pain service are organization responses to improve recovery and reduce the prolonged negative outcomes related to surgery (chronic pain and opioid use among them).<sup>76-79</sup> These dedicated, modern services reflect a multidisciplinary approach as teams of specialists provide individualized care to surgical patients, and move away from pain practice as the cottage industry of the solo surgeon or specialist.

### Topic 5: Multimodal Pain Management Strategies

For patients on opioids, we strongly recommend that an individualized multimodal analgesia pain management strategy be used, including regional/neuraxial anesthesia when appropriate, to minimize the use of opioids (evidence: Grading of Recommendations, Assessment, Development and Evaluations A). We strongly recommend the routine use of nonopioid options as part of a comprehensive multimodal analgesia perioperative analgesia plan (evidence: Grading of Recommendations, Assessment, Development and Evaluations A). We strongly recommend the use of nonpharmacological treatments of pain (evidence: Grading of Recommendations, Assessment, Development and Evaluations A).

**Perioperative Pain Management in Patients on Preoperative Opioids.** Our search identified 32 articles, several of high quality (Grading of Recommendations, Assessment, Development and Evaluations A) in which multimodal analgesia was used and the results specifically address the outcome for patients chronically on opioids.<sup>39,80-85</sup> The multimodal analgesia regimens included multiple medications, nonopioid and opioid combinations, to attain pain control while limiting side effects. Hundreds of additional articles, including meta-analyses, demonstrate level-1 evidence to support the efficacy of multimodal analgesia and its widespread use across surgical types. It is the consensus of this panel that multimodal analgesia is even more relevant for the population on chronic opioids.<sup>86-91</sup> Specific nonopioid analgesics that are useful in enhanced recovery pathways have been extensively reviewed elsewhere.<sup>70,86,92</sup>

A primary objective for pain management in patients on preoperative opioids is to treat acute pain while preventing withdrawal and avoiding persistent opioid escalation beyond the baseline dose. Many patients with chronic pain on opioids may already be on a multimodal analgesia pain treatment regimen designed to treat chronic pain. The strategy of maximizing and optimizing a multimodal analgesia regimen could include increased doses, rotation of medication (ie, opioid rotation for better efficacy or reduction in side effects), or addition of medication of another class. Adjustments to dose, frequency, or timing of medications may be needed to assist with postoperative recovery and to prevent side effects such as sedation, delirium, and respiratory depression of concurrent therapies.

Nonopioid multimodal analgesia analgesics commonly used in enhanced recovery pathways include lidocaine and ketamine infusions, the anticonvulsants gabapentin and pregabalin, acetaminophen, nonsteroidal anti-inflammatory drugs including nonselective and selective cyclooxygenase inhibitors, and regional nerve blocks and epidural analgesia using local anesthetics. There is level-1 evidence in specific surgical types for the use of lidocaine infusions to reduce opioid consumption,<sup>93–98</sup> and decrease pain scores,<sup>93,95,96</sup> but when reviewed in combination intraoperative use of lidocaine infusions has not consistently shown benefit for relevant reduction of pain or opioids.<sup>99</sup> There are no randomized controlled trials of lidocaine infusions in patients on chronic opioids.

Ketamine can be a powerful adjunctive therapy for opioid-sparing enhanced recovery pathways, given its *N*-methyl-*D*-aspartate receptor antagonism. As an infusion, level-1 evidence supports the use of ketamine for opioid-sparing and pain score reduction strategies.<sup>83,85,100–102</sup> Clinical practice guidelines by expert consensus suggest the use of ketamine in many surgical procedures especially in the opioid-tolerant patient.<sup>73</sup> Ketamine is one of the few adjuncts studied in the patient on preoperative opioids. In a recent blinded trial randomized controlled trial, intraoperative ketamine infusion reduced opioid consumption up to 24 h after lumbar fusion in opioid-dependent patients.<sup>80</sup> Ketamine was an effective adjuvant resulting in lower opioid consumption in patients with opioid use disorder undergoing minor procedures and enabled earlier readiness for discharge times.<sup>103</sup> There is, however, a dose dependency or surgery-specific benefit in patients on opioids.<sup>104</sup>

Based on the strength of the literature for multimodal analgesia, and its value for mitigation of opioid-related adverse events and poor surgical outcomes among populations reported, it is this expert panel's consensus recommendation that the data are likely even more relevant for the patient already on opioids before surgery.

**Regional Anesthesia.** Strong evidence supports the use of regional anesthesia to reduce acute pain and this often results in a reduction of opioid consumption. The effectiveness of the type of regional block may depend on the body location, and the type and invasiveness of the surgery<sup>39,102,105–109</sup>; however, regional anesthesia has been consistently shown to be superior to the use of opioid analgesia.<sup>88,89,91</sup> Multiple clinical guidelines suggest the use of regional anesthesia as part of a thorough multimodal analgesia plan.<sup>72,73</sup> In a retrospective analysis of 198 major lower limb amputation, the use of perineural regional catheters was a significant predictor of lower total postsurgical opioid use even in patients with presurgical chronic pain and opioid use.<sup>110</sup> However, a study of liposomal bupivacaine comparing periarticular injection in the opioid-tolerant patient having total knee arthroplasty did not result in reduced opioid utilization or pain scores.<sup>111</sup>

**Nonpharmacological Adjuncts.** Many types of complementary nonmedication pain management strategies have been used in patients undergoing surgical procedures. However, these have not been studied specifically in patients who are on opioids before surgery. Therefore, we

list only a few of the many options that could be considered and incorporated into an enhanced recovery pathway. Distraction therapy is effective at reducing pain and distress among children undergoing needle-related procedures.<sup>64</sup> Music therapy has been used in patients undergoing surgery to lower pain scores in the short term.<sup>112,113</sup> Hypnosis has been widely documented to reduce distress before a procedure. In a large meta-analysis of adult and pediatric patients undergoing a variety of procedures, hypnosis had a large and beneficial effect on emotional distress related to medical procedures. Schnur et al<sup>114</sup> demonstrated that a single 15-minute hypnosis session was more effective than placebo at lowering scores for emotional upset, depressed mood, and anxiety. Enqvist et al<sup>115</sup> found that women undergoing breast reduction randomized to listen to hypnosis tapes in the days leading up to surgery had reduced opioid consumption, and postoperative nausea/vomiting. Transcutaneous electrical nerve stimulation has been used as a nonpharmacologic adjunct for the treatment of acute pain for the past 30 years. Moderate evidence demonstrates that transcutaneous electrical nerve stimulation reduces analgesic requirements while improving pain, nausea, and pulmonary function in the perioperative period.<sup>116</sup> Given the low cost and relative safety, transcutaneous electrical nerve stimulation should be considered in the armamentarium of nonmedication adjuncts.

### Topic 6: Perioperative Opioid Management

We suggest weaning opioids preoperatively to the lowest effective dose depending on the patient's underlying condition. Opioid-free intraoperative management is feasible, and we suggest that it may be appropriate; however, there are insufficient data to recommend it. We recommend the lowest effective opioid dose in the postoperative period. We recommend avoiding opioid dose escalation. We recommend the addition of opioids only in the setting of suboptimal analgesia after first-line administration of nonopioid options. We strongly recommend limiting discharge opioid prescription to the expected duration of pain that is severe enough to require opioids. We recommend postoperative coordination of opioid tapering with the patient's outpatient provider. We recommend the continuation of multimodal therapy throughout the convalescence after surgery, and as long as the patient continues to require additional opioids. We strongly recommend limiting discharge opioid prescription to the expected duration of pain that is severe enough to require opioids, and we recommend postoperative coordination of opioid tapering with the patient's outpatient provider.

**Preoperative Opioid Reduction.** One reason for developing the O-NET+ classification scheme is to more clearly understand the correlation between preoperative opioid dose and poor outcomes.<sup>3,117,118</sup> It is possible that a protocol-based preoperative opioid reduction strategy for chronic opioid users would improve those outcomes.<sup>119,120</sup> Based on this concept, McAnally<sup>121</sup> proposed delaying elective surgery when feasible for a 10- to 12-week multidisciplinary preoperative optimization program for chronic pain patients. This program would focus on opioid reduction, reducing pain catastrophizing, and prehabilitation.

Preoperative opioid reduction for patients being treated for pain, acute, or chronic (discussion of substance use disorder is reviewed below) has yet to be evaluated in high-quality prospective trials. It may not be easy or ideal to taper opioids in patients being treated for chronic pain or who are on long-acting opioid formulations before surgery. A cohort study in patients undergoing total joint arthroplasty compared patients who successfully weaned opioids (a 50% reduction in morphine equivalent dose) to opioid users that did not wean and to a group of nonopioid users (Grading of Recommendations, Assessment, Development and Evaluations C).<sup>122</sup> They found that the group who successfully weaned preoperatively had significantly better outcomes in disease-specific and generic health outcomes and exhibited similar outcomes to the nonusers. The data being limited to support preoperative tapering, this panel therefore suggests weaning to the lowest effective dose, depending on the patient's underlying condition.

**Day of Surgery Opioid Management.** Managing opioids on the day of surgery can be complicated, and with little specific evidence to guide clinical practice, most literature is based on expert opinion.<sup>69</sup> Expert consensus, including that of the authors of this article, recommends continuation of a patient's typical dose of prescribed opioid on the morning of surgery with intraoperative analgesia sufficient to treat surgical pain.<sup>69,72,73,117,123</sup> Opioid-free intraoperative analgesia is possible and most common when regional anesthesia is used but is also possible when multimodal protocols are used during general anesthesia.<sup>94,124–127</sup> General anesthesia can be avoided in many surgeries in which effective regional anesthesia blocks are sufficient. This may be true even in the patient on preoperative opioids; however, opioid-free anesthesia has not been specifically evaluated in patients on preoperative opioids. Thus, it is our conclusion that opioid-free intraoperative management is feasible, and we suggest that it may be appropriate; however, there are insufficient data to recommend it.

**Postoperative Opioid Management.** Given the risks associated with higher opioid dosing as described above, expert consensus universally recommend opioid-sparing techniques. In an opioid-tolerant patient, the goal may be even more important to limit postoperative opioid escalation and associated increased incidence of opioid-related adverse events.<sup>128</sup> A multimodal analgesic approach may decrease or slow opioid dose escalation,<sup>129,130</sup> reduce the incidence of adverse events,<sup>68,131</sup> and allow more patients to wean off opioids in the postoperative period.<sup>132</sup> In patients on preoperative opioids, there is a balance between adequate pain relief and avoidance of opioid-related adverse events, and recovery should be closely monitored, especially given the potential for high opioid requirements (as high as 3- to 4-fold over opioid-naïve patients).<sup>69,117</sup> Patients on opioids have increased overall risk for suffering if undertreated, and of adverse events if overtreated. Patients of low-socioeconomic status lack resources and access to medical care, increasing the risk of prolonged use of opioids and opioid-related adverse events.<sup>133–135</sup> Transitional pathways should consider the continuum of care to ensure long-term safety and optimal outcomes especially for this group of patients.

While studies examining the dose escalation, duration, and necessity of opioids in the postoperative period for

patients on preoperative opioids are limited, postoperative prescribing should provide sufficient pain medication to allow for functional recovery for the duration of severe pain expected for the surgical type while avoiding collateral adversities from overprescribing.<sup>136</sup> Emphasis on function first, and opioids last means that a strategy to treat acute postoperative pain ideally maximizes nonopioid medications and nonmedication options before, or at least concurrent with, prescribing opioids. Therefore, we recommend the lowest effective opioid dose for the shortest duration in the postoperative period. While short-term dose escalation is reasonable to treat perioperative pain, we recommend avoiding persistent escalation of chronic doses of opioids. Deescalation and cessation of opioids when appropriate should be planned.<sup>66</sup> We recommend the addition of opioids only in the setting of suboptimal analgesia following first-line administration of nonopioid options.

**Discharge Prescriptions and Opioid Taper.** Surgical procedures with expected significant or prolonged postsurgical pain may warrant discharge prescription of opioids above a patient's preoperative dose. The importance of collaborating with preoperative prescribers cannot be understated, especially to ensure optimal recovery from surgery and eventual taper off. Consultation with a psychologist, psychiatrist, pain specialist, or addiction specialist may be necessary if continued opioid use occurs beyond the expected duration of acute postoperative pain.

Clarke<sup>76</sup> reports on the development of a Transitional Pain Service at Toronto General Hospital to address the gaps in the perioperative care continuum with respect to pain and functional recovery.<sup>77</sup> In their experience, approximately 12.5% of patients present to surgery on preoperative opioids and historically were discharged on 100%–300% increase over baseline dose of their original opioid, without a plan to wean.<sup>76</sup> Despite the generally increased awareness of an opioid use epidemic, prescribers tend to provide opioids after surgery in a trend toward increasing morphine equivalents.<sup>137</sup> Opioid weaning guidance after surgery is limited and mostly comes from expert opinion in clinical guidelines.<sup>138,139</sup>

Another significant gap in care is the length of time between discharge and postdischarge follow-up appointments.<sup>76</sup> Ensuring adequate follow-up for postoperative pain management should be a priority, including coordinating care with a patient's opioid prescriber, pain management provider, psychiatrist, and/or psychologist. This panel recommends the continuation of multimodal therapy throughout the convalescence after surgery, and as long as the patient continues to require additional opioids. We also strongly recommend limiting discharge opioid prescription to the expected duration of pain that is severe enough to require opioids. We recommend postoperative coordination of opioid tapering with the patient's outpatient providers.

**Topic 7: Substance Dependence (International Statistical Classification of Diseases and Related Health Problems, Tenth Edition), Substance Use Disorder (Diagnostic and Statistical Manual-5)**

The International Statistical Classification of Diseases and Related Health Problems, Tenth Edition and the draft International Statistical Classification of Diseases and

Related Health Problems, Eleventh Edition categorizes opioid dependence within the substance dependence master diagnosis.<sup>140</sup> Opioid dependence is the preferred term for opioid addiction in the International Statistical Classification of Diseases and Related Health Problems, tenth edition classification scheme (although it also includes patients with physical dependence that would not necessarily meet criteria for addiction), and opioid use disorder is the preferred term in the Diagnostic and Statistical Manual-5 classification scheme. The International Statistical Classification of Diseases and Related Health Problems, Tenth Edition classification is analogous to, although not entirely concordant with, the Diagnostic and Statistical Manual-5 classification.<sup>140-144</sup> It is estimated that 1.9 million Americans meet criteria for opioid dependence.<sup>145</sup>

We reviewed 9 studies identified by our search that deal directly with the perioperative management of patients with substance use disorder. These include management of patients on methadone or buprenorphine medication-assisted therapy. The level of evidence for these studies ranged from 3 to 4, of moderate to very low quality by Grading of Recommendations, Assessment, Development and Evaluations criteria. This lack of quality data is notable given that the opioid epidemic is defined by a dramatic increase in the prevalence of opioid dependence.

The patient on maintenance opioid agonist therapy (medication-assisted therapy) warrants special consideration in perioperative management.<sup>146</sup> Medication-assisted therapy utilizes controlled doses of long-acting opioids to prevent withdrawal and minimize euphoria. Designed to reduce drug craving and drug misuse, medication-assisted therapy also reduces levels of drug abuse, offending, and overdose risk in patients with opioid dependence. Methadone and buprenorphine are the 2 most commonly used drugs for medication-assisted therapy. Management of patients on methadone and buprenorphine should include a conscientious analgesia regimen including multimodal and adjuvant analgesic agents. Patients on buprenorphine may require high-affinity opioids to help overcome the blocking effect of this partial agonist. Addressing anxiety about pain control, expectation management, and a coordinated multidisciplinary approach that includes the patient's outpatient psychiatrist or pain management provider is critical to successful perioperative pain management.

Unfortunately, there are no guidelines to determine best practice. Clinical consensus recommendations and expert opinion offer several strategies.<sup>69,146-149</sup> Patients on methadone should be continued on their maintenance dose throughout the perioperative period. For patients on buprenorphine, 3 strategies have been recommended: continuation of buprenorphine at the maintenance dose, perioperative escalation for improved pain management, or switching to full agonist opioid therapy before surgery.<sup>146,148,150</sup> Given the complexities involved, it is recommended to coordinate care with the outpatient psychiatrist, psychologist, or other prescriber treating the patient with medication-assisted therapy. There is a significant risk for relapse during times of stress and repeat exposure to opioids in the perioperative period, and the most recent data suggest continuation of medication-assisted therapy in the perioperative period would be preferred.<sup>146,151</sup>

## CONCLUSIONS

High-quality evidence for the perioperative management of patients on preoperative opioids is nonexistent. This is a particularly large gap in the medical field in the setting of pain and opioid crises. To guide compassionate care, avoid unnecessary suffering, and improve patient safety for patients on opioids in the perioperative period, the following 6 areas of research focus are needed: (1) to understand the relative risks of preoperative opioid dose, the opioid-naïve, exposed, and tolerant+ classification scheme must be validated; (2) preoperative modifiable risk factors, including psychosocial comorbid conditions must be identified and methods for optimization that improve perioperative outcomes demonstrated; (3) The efficacy of preoperative opioid taper on perioperative outcomes needs to be demonstrated across surgical types in high-quality studies; (4) the efficacy or potential harm of perioperative opioid minimization strategies should be shown in patients on preoperative opioids; (5) the cost-benefit of involving specialist care in the management of complex enhanced recovery pathways for patients on preoperative opioids should be demonstrated given the expense of health care and expansion of bundled care; and (6) the benefit or potential harm of the various options for multimodal analgesia should be demonstrated in studies specifically designed to determine their role for patients on opioids.

In summary, the present opioid epidemic is a complicated multifactorial societal problem. The fourth Perioperative Quality Initiative group offers expert consensus recommendations for key topics crucial to the safe perioperative care of patients on opioids. These recommendations would ideally be incorporated into enhanced recovery pathways that include care pathways for patients identified at increased risk for poor outcomes related to their opioid use. We feel enhanced recovery, multimodal analgesia, and novel applications such as transitional pain clinics offer hope for this at-risk patient population. Clearly, given the magnitude of the current opioid epidemic, a nuanced, patient- and surgery-specific approach must be taken for patients on opioids who are at risk.<sup>152,153</sup> ■■

## CONTRIBUTORS

### Conference Organizers

**Matthew D. McEvoy, MD**, Department of Anesthesiology, Vanderbilt University Medical Center, Vanderbilt University School of Medicine, Nashville, TN; **Timothy E. Miller, MB, ChB FRCA**, Department of Anesthesiology, Duke University Medical Center, Durham, NC; **Julie K. M. Thacker, MD, FACS, FASCERS**, Department of Surgery, Duke University Medical Center, Durham, NC; **Andrew D. Shaw, MB, FRCA, FFICM, FCCM, MMHC**, Department of Anesthesiology and Pain Medicine, University of Alberta, Edmonton, AB, Canada; **Tong J. Gan, MD, MBA, MHS, FRCA**, Department of Anesthesiology, Stony Brook University, Stony Brook, NY.

### Participants (alphabetical)

**Charles Argoff, MD**, Department of Neurology, Albany Medical College, Albany, NY; **David A. Edwards, MD, PhD**, Department of Anesthesiology, Vanderbilt University Medical Center, Vanderbilt University School of Medicine, Nashville, TN; **Timothy M. Geiger, MD, MMHC, FACS, FASCERS**, Department of Surgery, Colorectal Surgery, Vanderbilt University Medical Center, Vanderbilt University

School of Medicine, Nashville, TN; **Debra B. Gordon, RN, DNP, FAAN**, Anesthesiology & Pain Medicine, University of Washington, Seattle, WA; **Michael C. Grant, MD**, Department of Anesthesiology, The Johns Hopkins Hospital, Baltimore, MD; **Michael Grocott, BSc, MBBS, MD, FRCA, FRCP, FFICM**, Respiratory and Critical Care Research Area, NIHR Biomedical Research Centre, University Hospital Southampton, NHS Foundation Trust, Southampton UK and Integrative Physiology and Critical Illness Group, Clinical and Experimental Sciences, Faculty of Medicine, University of Southampton, Southampton, UK; **Padma Gulur, MD**, Department of Anesthesiology, Duke University Medical Center, Durham, NC; **Ruchir Gupta, MD**, Department of Anesthesiology, Stony Brook University, Stony Brook, NY; **Jennifer M. Hah, MD, MS**, Department of Anesthesiology, Preoperative and Pain Medicine, Department of Health Research and Policy (by courtesy), Stanford University, Palo Alto, CA; **Traci L. Hedrick, MD, MS, FACS, FASCRS**, Department of Surgery, Section Colon and Rectal Surgery, University of Virginia Health System, Charlottesville, VA; **Stefan D. Holubar, MD, MS, FACS, FASCRS**, Department of Colorectal Surgery, Cleveland Clinic, Cleveland, OH; **Robert W. Hurley, MD, PhD, FASA**, Wake Forest School of Medicine, Wake Forest Baptist Medical Center, Winston-Salem, NC; **Jennifer Jayaram, APRN, MSN**, Department of Anesthesiology, Vanderbilt University Medical Center, Nashville, TN; **Michael L. Kent, MD**, Department of Anesthesiology, Duke University Medical Center, Durham, NC; **Adam B. King, MD**, Department of Anesthesiology, Vanderbilt University Medical Center, Vanderbilt University School of Medicine, Nashville, TN; **Michael G. Mythen, MBBS, MD, FRCA, FFICM, FCAI (Hon)**, UCL/UCLH National Institute of Health Research Biomedical Research Centre, London, UK; **Gary M. Oderda, PharmD, MPH**, Department of Pharmacotherapy, University of Utah College of Pharmacy, Salt Lake City, UT; **Erin Sun, MD, PhD**, Department of Anesthesiology, Preoperative and Pain Medicine, Department of Health Research and Policy (by courtesy), Stanford University, Palo Alto, CA; **Christopher L. Wu, MD**, Department of Anesthesiology, The Johns Hopkins Hospital, Baltimore, MD.

#### DISCLOSURES

**Name:** David A. Edwards, MD, PhD.

**Contribution:** This author helped with conception and design, analysis and interpretation of data, drafting of the manuscript, and critical revision of the manuscript for important intellectual content.

**Conflicts of Interest:** None.

**Name:** Traci L. Hedrick, MD, MS, FACS, FASCRS.

**Contribution:** This author helped with conception and design, analysis and interpretation of data, drafting of the manuscript, and critical revision of the manuscript for important intellectual content.

**Conflicts of Interest:** None.

**Name:** Jennifer Jayaram, APRN, MSN.

**Contribution:** This author helped with conception and design, analysis and interpretation of data, drafting of the manuscript, and critical revision of the manuscript for important intellectual content.

**Conflicts of Interest:** None.

**Name:** Charles Argoff, MD.

**Contribution:** This author helped with conception and design, analysis and interpretation of data, drafting of the manuscript, and critical revision of the manuscript for important intellectual content.

**Conflicts of Interest:** None.

**Name:** Padma Gulur, MD.

**Contribution:** This author helped with conception and design, analysis and interpretation of data, drafting of the manuscript, and critical revision of the manuscript for important intellectual content.

**Conflicts of Interest:** None.

**Name:** Stefan D. Holubar, MD, MS, FACS, FASCRS.

**Contribution:** This author helped with conception and design, analysis and interpretation of data, drafting of the manuscript, and critical revision of the manuscript for important intellectual content.

**Conflicts of Interest:** None.

**Name:** Tong J. Gan, MD, MBA, MHS, FRCA.

**Contribution:** This author helped with organization of the conference, conception and design, analysis and interpretation of data, drafting of the manuscript, and critical revision of the manuscript for important intellectual content.

**Conflicts of Interest:** T. J. Gan received honoraria from Edwards, Mallinckrodt, Merck, and Medtronic.

**Name:** Michael G. Mythen, MBBS, MD, FRCA, FFICM, FCAI (Hon).

**Contribution:** This author helped with organization of the conference, conception and design, analysis and interpretation of data, drafting of the manuscript, and critical revision of the manuscript for important intellectual content.

**Conflicts of Interest:** M. G. Mythen is a university chair sponsored by Smiths, director of the University College London Discovery Laboratory, codirector of the Duke-University College London Morpheus Consortium, consultant for Edwards Lifesciences, director of Bloomsbury Innovation Group, shareholder and scientific advisor of Medical Defense Technologies LLC, shareholder and director of Clinical Hydration Solutions Ltd (patent holder "QUENCH"), editorial board *British Journal of Anaesthesia*, editorial board critical care, founding editor-in-chief of *Perioperative Medicine*, and chair of the advisory board for American Society of Enhanced Recovery.

**Name:** Timothy E. Miller, MB, ChB, FRCA.

**Contribution:** This author helped with organization of the conference, conception and design, analysis and interpretation of data, drafting of the manuscript, and critical revision of the manuscript for important intellectual content.

**Conflicts of Interest:** None.

**Name:** Andrew D. Shaw, MB, FRCA, FFICM, FCCM, MMHC.

**Contribution:** This author helped with the organization of the conference, conception, and design, analysis and interpretation of data, drafting of the manuscript, critical revision of the manuscript for important intellectual content.

**Conflicts of Interest:** None.

**Name:** Julie K. M. Thacker, MD, FACS, FASCRS.

**Contribution:** This author helped with organization of the conference, conception and design, analysis and interpretation of data, drafting of the manuscript, and critical revision of the manuscript for important intellectual content.

**Conflicts of Interest:** None.

**Name:** Matthew D. McEvoy, MD.

**Contribution:** This author helped with organization of the conference, conception and design, analysis and interpretation of data, drafting of the manuscript, and critical revision of the manuscript for important intellectual content.

**Conflicts of Interest:** None.

**This manuscript was handled by:** Honorio T. Benzon, MD.

#### REFERENCES

1. Carroll IR, Angst MS, Clark JD. Management of perioperative pain in patients chronically consuming opioids. *Reg Anesth Pain Med.* 2004;29:576–591.
2. Wick JB, Sivaganesan A, Chotai S, et al. Is there a preoperative morphine equianalgesic dose that predicts ability to achieve a clinically meaningful improvement following spine surgery? *Neurosurgery.* 2018;83:245–251.
3. Menendez ME, Ring D, Bateman BT. Preoperative opioid misuse is associated with increased morbidity and mortality after elective orthopaedic surgery. *Clin Orthop Relat Res.* 2015;473:2402–2412.
4. Sun Z, Sessler DI, Dalton JE, et al. Postoperative hypoxemia is common and persistent: a prospective blinded observational study. *Anesth Analg.* 2015;121:709–715.

5. Overdyk FJ, Carter R, Maddox RR, Callura J, Herrin AE, Henriquez C. Continuous oximetry/capnometry monitoring reveals frequent desaturation and bradypnea during patient-controlled analgesia. *Anesth Analg*. 2007;105:412–418.
6. Dahan A, Aarts L, Smith TW. Incidence, reversal, and prevention of opioid-induced respiratory depression. *Anesthesiology*. 2010;112:226–238.
7. Stites M, Surprise J, McNeil J, et al. Continuous capnography reduces the incidence of opioid-induced respiratory rescue by hospital rapid resuscitation team. *J Patient Saf*. 2017;0:1–5.
8. Cavalcante AN, Sprung J, Schroeder DR, Weingarten TN. Multimodal analgesic therapy with gabapentin and its association with postoperative respiratory depression. *Anesth Analg*. 2017;125:141–146.
9. Chapman CR, Davis J, Donaldson GW, Naylor J, Winchester D. Postoperative pain trajectories in chronic pain patients undergoing surgery: the effects of chronic opioid pharmacotherapy on acute pain. *J Pain*. 2011;12:1240–1246.
10. Peng PW, Tumber PS, Gourlay D. Review article: perioperative pain management of patients on methadone therapy. *Can J Anaesth*. 2005;52:513–523.
11. Cron DC, Englesbe MJ, Bolton CJ, et al. Preoperative opioid use is independently associated with increased costs and worse outcomes after major abdominal surgery. *Ann Surg*. 2017;265:695–701.
12. Koury K, Chaudhary S, Williams L, et al. Opioid tolerance—a predictor of increased length of stay and higher readmission rates. *Pain Physician*. 2014;17:503.
13. Shanmugam VK, Couch KS, McNish S, Amdur RL. Relationship between opioid treatment and rate of healing in chronic wounds. *Wound Repair Regen*. 2017;25:120–130.
14. Martin JL, Koodie L, Krishnan AG, Charboneau R, Barke RA, Roy S. Chronic morphine administration delays wound healing by inhibiting immune cell recruitment to the wound site. *Am J Pathol*. 2010;176:786–799.
15. Sadeghian S, Karimi A, Dowlatshahi S, et al. The association of opium dependence and postoperative complications following coronary artery bypass graft surgery: a propensity-matched study. *J Opioid Manag*. 2009;5:365–372.
16. Kim Y, Cortez AR, Wima K, et al. Impact of preoperative opioid use after emergency general surgery. *J Gastrointest Surg*. 2018;22:1098–1103.
17. Politzer CS, Kildow BJ, Goltz DE, Green CL, Bolognesi MP, Seyler TM. Trends in opioid utilization before and after total knee arthroplasty. *J Arthroplasty*. 2018;33:S147–S153.e1.
18. Barrantes F, Luan FL, Kommareddi M, et al. A history of chronic opioid usage prior to kidney transplantation may be associated with increased mortality risk. *Kidney Int*. 2013;84:390–396.
19. Anthony CA, Westermann RW, Bedard N, et al. Opioid demand before and after anterior cruciate ligament reconstruction. *Am J Sports Med*. 2017;45:3098–3103.
20. Ben-Ari A, Chansky H, Rozet I. Preoperative opioid use is associated with early revision after total knee arthroplasty: a study of male patients treated in the Veterans Affairs System. *J Bone Joint Surg Am*. 2017;99:1–9.
21. Brummett CM, Waljee JF, Goesling J, et al. New persistent opioid use after minor and major surgical procedures in US adults. *JAMA Surg*. 2017;152:e170504.
22. Harbaugh CM, Lee JS, Hu HM, et al. Persistent opioid use among pediatric patients after surgery. *Pediatrics*. 2018;141:e20172439.
23. Alam A, Gomes T, Zheng H, Mamdani MM, Juurlink DN, Bell CM. Long-term analgesic use after low-risk surgery: a retrospective cohort study. *Arch Intern Med*. 2012;172:425–430.
24. Bedard NA, Pugely AJ, Dowdle SB, Duchman KR, Glass NA, Callaghan JJ. Opioid use following total hip arthroplasty: trends and risk factors for prolonged use. *J Arthroplasty*. 2017;32:3675–3679.
25. Bedard NA, Pugely AJ, Westermann RW, Duchman KR, Glass NA, Callaghan JJ. Opioid use after total knee arthroplasty: trends and risk factors for prolonged use. *J Arthroplasty*. 2017;32:2390–2394.
26. Issa Y, Ahmed Ali U, Bouwense SA, van Santvoort HC, van Goor H. Preoperative opioid use and the outcome of thoracoscopic splanchnicectomy in chronic pancreatitis: a systematic review. *Surg Endosc*. 2014;28:405–412.
27. Issa K, Kapadia BH, Naziri Q, et al. Opioid use prior to total hip arthroplasty leads to worse clinical outcomes. *Int Orthop*. 2014;38:1159–1165.
28. Deyo RA, Hallvik SE, Hildebran C, et al. Use of prescription opioids before and after an operation for chronic pain (lumbar fusion surgery). *Pain*. 2018;159:1147–1154.
29. Meka AP, Okoro U, Jaffe TA, et al. What should pre-operative clinics do to optimize patients for major surgery? *Mich J Med*. 2016;1:78–87.
30. Gan TJ, Scott M, Thacker J, Hedrick T, Thiele RH, Miller TE. American Society for enhanced recovery: advancing enhanced recovery and perioperative medicine. *Anesth Analg*. 2018;126:1870–1873.
31. Page MJ, Moher D. Evaluations of the uptake and impact of the Preferred Reporting Items for Systematic reviews and Meta-Analyses (PRISMA) Statement and extensions: a scoping review. *Syst Rev*. 2017;6:263.
32. Guyatt GH, Oxman AD, Kunz R, Vist GE, Falck-Ytter Y, Schünemann HJ; GRADE Working Group. What is “quality of evidence” and why is it important to clinicians? *BMJ*. 2008;336:995–998.
33. Rauck R, Ma T, Kerwin R, Ahdieh H. Titration with oxycodone extended release to achieve effective long-term pain relief and improve tolerability in opioid-naïve patients with moderate to severe pain. *Pain Med*. 2008;9:777–785.
34. Clarke H, Soneji N, Ko DT, Yun L, Wijesundera DN. Rates and risk factors for prolonged opioid use after major surgery: population based cohort study. *BMJ*. 2014;348:g1251.
35. Sun EC, Bateman BT, Memtsoudis SG, Neuman MD, Mariano ER, Baker LC. Lack of association between the use of nerve blockade and the risk of postoperative chronic opioid use among patients undergoing total knee arthroplasty: evidence from the Marketscan Database. *Anesth Analg*. 2017;125:999–1007.
36. Marcusa DP, Mann RA, Cron DC, et al. Prescription opioid use among opioid-naïve women undergoing immediate breast reconstruction. *Plast Reconstr Surg*. 2017;140:1081–1090.
37. Becerra L, Harter K, Gonzalez RG, Borsook D. Functional magnetic resonance imaging measures of the effects of morphine on central nervous system circuitry in opioid-naïve healthy volunteers. *Anesth Analg*. 2006;103:208–216.
38. Katz N, Rauck R, Ahdieh H, et al. A 12-week, randomized, placebo-controlled trial assessing the safety and efficacy of oxycodone extended release for opioid-naïve patients with chronic low back pain. *Curr Med Res Opin*. 2007;23:117–128.
39. de Leon-Casasola OA, Myers DP, Donaparthi S, et al. A comparison of postoperative epidural analgesia between patients with chronic cancer taking high doses of oral opioids versus opioid-naïve patients. *Anesth Analg*. 1993;76:302–307.
40. Dowell D, Haegerich TM, Chou R. CDC guideline for prescribing opioids for chronic pain—United States, 2016. *JAMA*. 2016;315:1624–1645.
41. Gomes T, Mamdani MM, Dhalla IA, Paterson JM, Juurlink DN. Opioid dose and drug-related mortality in patients with non-malignant pain. *Arch Intern Med*. 2011;171:686–691.
42. Dunn KM, Saunders KW, Rutter CM, et al. Opioid prescriptions for chronic pain and overdose: a cohort study. *Ann Intern Med*. 2010;152:85–92.
43. Dumas EO, Pollack GM. Opioid tolerance development: a pharmacokinetic/pharmacodynamic perspective. *AAPS J*. 2008;10:537–551.
44. Holman JE, Stoddard GJ, Horwitz DS, Higgins TF. The effect of preoperative counseling on duration of postoperative opiate use in orthopaedic trauma surgery: a surgeon-based comparative cohort study. *J Orthop Trauma*. 2014;28:502–506.
45. Egbert LD, Battit GE, Welch CE, Bartlett MK. Reduction of postoperative pain by encouragement and instruction of patients. a study of doctor-patient rapport. *N Engl J Med*. 1964;270:825–827.
46. Rönnberg K, Lind B, Zoëga B, Halldin K, Gellerstedt M, Brisby H. Patients’ satisfaction with provided care/information and expectations on clinical outcome after lumbar disc herniation surgery. *Spine (Phila Pa 1976)*. 2007;32:256–261.

47. Younger AS, Wing KJ, Glazebrook M, et al. Patient expectation and satisfaction as measures of operative outcome in end-stage ankle arthritis: a prospective cohort study of total ankle replacement versus ankle fusion. *Foot Ankle Int.* 2015;36:123–134.
48. Hadi I, Morley-Forster PK, Dain S, Horrill K, Moulin DE. Brief review: perioperative management of the patient with chronic non-cancer pain. *Can J Anaesth.* 2006;53:1190–1199.
49. Flierler WJ, Nübling M, Kasper J, Heidegger T. Implementation of shared decision making in anaesthesia and its influence on patient satisfaction. *Anaesthesia.* 2013;68:713–722.
50. Hölzel LP, Kriston L, Härter M. Patient preference for involvement, experienced involvement, decisional conflict, and satisfaction with physician: a structural equation model test. *BMC Health Serv Res.* 2013;13:231.
51. Levett DZ, Edwards M, Grocott M, Mythen M. Preparing the patient for surgery to improve outcomes. *Best Pract Res Clin Anaesthesiol.* 2016;30:145–157.
52. Braden JB, Sullivan MD, Ray GT, et al. Trends in long-term opioid therapy for noncancer pain among persons with a history of depression. *Gen Hosp Psychiatry.* 2009;31:564–570.
53. Goldner EM, Lusted A, Roerecke M, Rehm J, Fischer B. Prevalence of Axis-1 psychiatric (with focus on depression and anxiety) disorder and symptomatology among non-medical prescription opioid users in substance use treatment: systematic review and meta-analyses. *Addict Behav.* 2014;39:520–531.
54. Gros DF, Milanak ME, Brady KT, Back SE. Frequency and severity of comorbid mood and anxiety disorders in prescription opioid dependence. *Am J Addict.* 2013;22:261–265.
55. Martins SS, Fenton MC, Keyes KM, Blanco C, Zhu H, Storr CL. Mood and anxiety disorders and their association with non-medical prescription opioid use and prescription opioid-use disorder: longitudinal evidence from the National Epidemiologic Study on Alcohol and Related Conditions. *Psychol Med.* 2012;42:1261–1272.
56. Armaghani SJ, Lee DS, Bible JE, et al. Preoperative narcotic use and its relation to depression and anxiety in patients undergoing spine surgery. *Spine (Phila Pa 1976).* 2013;38:2196–2200.
57. Lee D, Armaghani S, Archer KR, et al. Preoperative opioid use as a predictor of adverse postoperative self-reported outcomes in patients undergoing spine surgery. *J Bone Joint Surg Am.* 2014;96:e89.
58. Dunn LK, Durieux ME, Fernández LG, et al. Influence of catastrophizing, anxiety, and depression on in-hospital opioid consumption, pain, and quality of recovery after adult spine surgery. *J Neurosurg Spine.* 2018;28:119–126.
59. Roberson TA, Azar FM, Miller RH, et al. Predictors of postoperative pain and narcotic use after primary arthroscopic rotator cuff repair. *Tech Shoulder Elb Surg.* 2017;18:20–24.
60. Carvalho B, Zheng M, Harter S, Sultan P. A prospective cohort study evaluating the ability of anticipated pain, perceived analgesic needs, and psychological traits to predict pain and analgesic usage following cesarean delivery. *Anesthesiol Res Pract.* 2016;2016:7948412.
61. Dowsey MM, Castle DJ, Knowles SR, Monshat K, Salzberg MR, Choong PF. The effect of mindfulness training prior to total joint arthroplasty on post-operative pain and physical function: study protocol for a randomised controlled trial. *Trials.* 2014;15:208.
62. Garland EL, Hanley AW, Thomas EA, Knoll P, Ferraro J. Low dispositional mindfulness predicts self-medication of negative emotion with prescription opioids. *J Addict Med.* 2015;9:61–67.
63. Anheyer D, Haller H, Barth J, Lauche R, Dobos G, Cramer H. Mindfulness-based stress reduction for treating low back pain: a systematic review and meta-analysis. *Ann Intern Med.* 2017;166:799–807.
64. Birnie KA, Noel M, Chambers CT, Uman LS, Parker JA. Psychological interventions for needle-related procedural pain and distress in children and adolescents. *Cochrane Database Syst Rev.* 2018;10:CD005179.
65. Garland EL, Baker AK, Larsen P, et al. Randomized controlled trial of brief mindfulness training and hypnotic suggestion for acute pain relief in the hospital setting. *J Gen Intern Med.* 2017;32:1106–1113.
66. Friedman Z, Arzola C, Postonogova T, Malavade A, Siddiqui NT. Physician and patient survey of taper schedule and family physician letters following discharged from the acute pain service. *Pain Pract.* 2017;17:366–370.
67. Pozek JJ, Goldberg SF, Baratta JL, Schwenk ES. Practical management of the opioid-tolerant patient in the perioperative surgical home. *Adv Anesth.* 2017;35:175–190.
68. Memtsoudis SG, Poeran J, Zubizarreta N, et al. Association of multimodal pain management strategies with perioperative outcomes and resource utilization: a population-based study. *Anesthesiology.* 2018.
69. Coluzzi F, Bifulco F, Cuomo A, et al. The challenge of perioperative pain management in opioid-tolerant patients. *Ther Clin Risk Manag.* 2017;13:1163–1173.
70. Wenzel JT, Schwenk ES, Baratta JL, Viscusi ER. Managing opioid-tolerant patients in the perioperative surgical home. *Anesthesiol Clin.* 2016;34:287–301.
71. McEvoy MD, Wanderer JP, King AB, et al. A perioperative consult service results in reduction in cost and length of stay for colorectal surgical patients: evidence from a healthcare redesign project. *Perioper Med (Lond).* 2016;5:3.
72. American Society of Anesthesiologists Task Force on Acute Pain Management. Practice guidelines for acute pain management in the perioperative setting: an updated report by the American Society of Anesthesiologists Task Force on Acute Pain Management. *Anesthesiology.* 2012;116:248–273.
73. Chou R, Gordon DB, de Leon-Casasola OA, et al. Management of postoperative pain: a clinical practice guideline from the American Pain Society, the American Society of Regional Anesthesia and Pain Medicine, and the American Society of Anesthesiologists' Committee on Regional Anesthesia, Executive Committee, and Administrative Council. *J Pain.* 2016;17:131–157.
74. Kaye AD, Helander EM, Vadivelu N, et al. Consensus statement for clinical pathway development for perioperative pain management and care transitions. *Pain Ther.* 2017;6:129–141.
75. Walters TL, Mariano ER, Clark JD. Perioperative surgical home and the integral role of pain medicine. *Pain Med.* 2015;16:1666–1672.
76. Clarke H. Transitional pain medicine: novel pharmacological treatments for the management of moderate to severe postsurgical pain. *Expert Rev Clin Pharmacol.* 2016;9:345–349.
77. Huang A, Azam A, Segal S, et al. Chronic postsurgical pain and persistent opioid use following surgery: the need for a transitional pain service. *Pain Manag.* 2016;6:435–443.
78. Huang A, Katz J, Clarke H. Ensuring safe prescribing of controlled substances for pain following surgery by developing a transitional pain service. *Pain Manag.* 2015;5:97–105.
79. Katz J, Weinrib A, Fashler SR, et al. The Toronto General Hospital Transitional Pain Service: development and implementation of a multidisciplinary program to prevent chronic postsurgical pain. *J Pain Res.* 2015;8:695–702.
80. Nielsen RV, Fomsgaard JS, Siegel H, et al. Intraoperative ketamine reduces immediate postoperative opioid consumption after spinal fusion surgery in chronic pain patients with opioid dependency: a randomized, blinded trial. *Pain.* 2017;158:463–470.
81. Naik BI, Nemergut EC, Kazemi A, et al. The effect of dexmedetomidine on postoperative opioid consumption and pain after major spine surgery. *Anesth Analg.* 2016;122:1646–1653.
82. Hyer L, Scott C, Mullen CM, McKenzie LC, Robinson JS. Randomized double-blind placebo trial of duloxetine in perioperative spine patients. *J Opioid Manag.* 2015;11:147–155.
83. Barreveld AM, Correll DJ, Liu X, et al. Ketamine decreases postoperative pain scores in patients taking opioids for chronic pain: results of a prospective, randomized, double-blind study. *Pain Med.* 2013;14:925–934.
84. Loftus RW, Yeager MP, Clark JA, et al. Intraoperative ketamine reduces perioperative opiate consumption in opiate-dependent patients with chronic back pain undergoing back surgery. *Anesthesiology.* 2010;113:639–646.
85. Urban MK, Ya Deau JT, Wukovits B, Lipnitsky JY. Ketamine as an adjunct to postoperative pain management in opioid tolerant patients after spinal fusions: a prospective randomized trial. *HSS J.* 2008;4:62–65.

86. Wick EC, Grant MC, Wu CL. Postoperative multimodal analgesia pain management with nonopioid analgesics and techniques: a review. *JAMA Surg.* 2017;152:691–697.
87. Meng Y, Jiang H, Zhang C, et al. A comparison of the postoperative analgesic efficacy between epidural and intravenous analgesia in major spine surgery: a meta-analysis. *J Pain Res.* 2017;10:405–415.
88. Block BM, Liu SS, Rowlingson AJ, Cowan AR, Cowan JA Jr, Wu CL. Efficacy of postoperative epidural analgesia: a meta-analysis. *JAMA.* 2003;290:2455–2463.
89. Wu CL, Cohen SR, Richman JM, et al. Efficacy of postoperative patient-controlled and continuous infusion epidural analgesia versus intravenous patient-controlled analgesia with opioids: a meta-analysis. *Anesthesiology.* 2005;103:1079–1088.
90. Richman JM, Wu CL, Strodtbeck WM, et al. A comparison of regional versus general anesthesia for ambulatory anesthesia: a meta-analysis of randomized controlled trials. *Anesth Analg.* 2005;101:1634–1642.
91. Richman JM, Liu SS, Courpas G, et al. Does continuous peripheral nerve block provide superior pain control to opioids? A meta-analysis. *Anesth Analg.* 2006;102:248–257.
92. Gritsenko K, Khelemsky Y, Kaye AD, Vadivelu N, Urman RD. Multimodal therapy in perioperative analgesia. *Best Pract Res Clin Anaesthesiol.* 2014;28:59–79.
93. Zhao JB, Li YL, Wang YM, et al. Intravenous lidocaine infusion for pain control after laparoscopic cholecystectomy: a meta-analysis of randomized controlled trials. *Medicine (Baltimore).* 2018;97:e9771.
94. Kim DJ, Bengali R, Anderson TA. Opioid-free anesthesia using continuous dexmedetomidine and lidocaine infusions in spine surgery. *Korean J Anesthesiol.* 2017;70:652–653.
95. Song X, Sun Y, Zhang X, Li T, Yang B. Effect of perioperative intravenous lidocaine infusion on postoperative recovery following laparoscopic cholecystectomy—a randomized controlled trial. *Int J Surg.* 2017;45:8–13.
96. Chang YC, Liu CL, Liu TP, Yang PS, Chen MJ, Cheng SP. Effect of perioperative intravenous lidocaine infusion on acute and chronic pain after breast surgery: a meta-analysis of randomized controlled trials. *Pain Pract.* 2017;17:336–343.
97. Weinberg L, Rachbuch C, Ting S, et al. A randomised controlled trial of peri-operative lidocaine infusions for open radical prostatectomy. *Anaesthesia.* 2016;71:405–410.
98. Zengin SU, Saracoglu A, Eti Z, Umuroglu T, Gogus FY. The effects of preoperative oral pregabalin and perioperative intravenous lidocaine infusion on postoperative morphine requirement in patients undergoing laparotomy. *Pain Res Manag.* 2015;20:179–182.
99. Weibel S, Jeltung Y, Pace NL, et al. Continuous intravenous perioperative lidocaine infusion for postoperative pain and recovery in adults. *Cochrane Database Syst Rev.* 2018:CD009642.
100. Assouline B, Tramèr MR, Kreienbühl L, Elia N. Benefit and harm of adding ketamine to an opioid in a patient-controlled analgesia device for the control of postoperative pain: systematic review and meta-analyses of randomized controlled trials with trial sequential analyses. *Pain.* 2016;157:2854–2864.
101. Chaparro LE, Smith SA, Moore RA, et al. Pharmacotherapy for the prevention of chronic pain after surgery in adults. *Cochrane Database Syst Rev.* 2013:CD008307.
102. Johns N, O'Neill S, Venthram NT, Barron F, Brady RR, Daniel T. Clinical effectiveness of transversus abdominis plane (TAP) block in abdominal surgery: a systematic review and meta-analysis. *Colorectal Dis.* 2012;14:e635–e642.
103. Gharaei B, Jafari A, Aghamohammadi H, et al. Opioid-sparing effect of preemptive bolus low-dose ketamine for moderate sedation in opioid abusers undergoing extracorporeal shock wave lithotripsy: a randomized clinical trial. *Anesth Analg.* 2013;116:75–80.
104. Subramaniam K, Akhouri V, Glazer PA, et al. Intra- and postoperative very low dose intravenous ketamine infusion does not increase pain relief after major spine surgery in patients with preoperative narcotic analgesic intake. *Pain Med.* 2011;12:1276–1283.
105. Bell R, Pandanaboyana S, Martinez-Lopez S, Shah N, Prasad KR. A systematic review and meta-analysis of epidural versus local anaesthetic infiltration via wound catheters in open liver resection. *Brit J Surg.* 2014;101:18–18.
106. Hughes MJ, Harrison EM, Peel NJ, et al. Randomized clinical trial of perioperative nerve block and continuous local anaesthetic infiltration via wound catheter versus epidural analgesia in open liver resection (LIVER 2 trial). *Br J Surg.* 2015;102:1619–1628.
107. Yeung JH, Gates S, Naidu BV, Wilson MJ, Gao Smith F. Paravertebral block versus thoracic epidural for patients undergoing thoracotomy. *Cochrane Database Syst Rev.* 2016;2:CD009121.
108. Zhang R, Zhu T, Deng XQ, et al. Comparison of transversus abdominis plane block and epidural analgesia for pain relief after surgery. *Br J Anaesth.* 2015;114:339.
109. de Leon-Casasola OA, Lema MJ. Epidural bupivacaine/sufentanil therapy for postoperative pain control in patients tolerant to opioid and unresponsive to epidural bupivacaine/morphine. *Anesthesiology.* 1994;80:303–309.
110. Ayling OG, Montbriand J, Jiang J, et al. Continuous regional anaesthesia provides effective pain management and reduces opioid requirement following major lower limb amputation. *Eur J Vasc Endovasc Surg.* 2014;48:559–564.
111. Schwarzkopf R, Drexler M, Ma MW, et al. Is there a benefit for liposomal bupivacaine compared to a traditional periarticular injection in total knee arthroplasty patients with a history of chronic opioid use? *J Arthroplasty.* 2016;31:1702–1705.
112. Mondanaro JF, Homel P, Lonner B, Shepp J, Lichtensztein M, Loewy JV. Music therapy increases comfort and reduces pain in patients recovering from spine surgery. *Am J Orthop (Belle Mead NJ).* 2017;46:E13–E22.
113. Vaajoki A, Pietilä AM, Kankkunen P, Vehviläinen-Julkunen K. Effects of listening to music on pain intensity and pain distress after surgery: an intervention. *J Clin Nurs.* 2012;21:708–717.
114. Schnur JB, Kafer I, Marcus C, Montgomery GH. Hypnosis to manage distress related to medical procedures: a meta-analysis. *Contemp Hypn.* 2008;25:114–128.
115. Enqvist B, Björklund C, Engman M, Jakobsson J. Preoperative hypnosis reduces postoperative vomiting after surgery of the breasts. A prospective, randomized and blinded study. *Acta Anaesthesiol Scand.* 1997;41:1028–1032.
116. Johnson MI. Transcutaneous electrical nerve stimulation (TENS) as an adjunct for pain management in perioperative settings: a critical review. *Expert Rev Neurother.* 2017;17:1013–1027.
117. Soffin EM, Waldman SA, Stack RJ, Liguori GA. An evidence-based approach to the prescription opioid epidemic in orthopedic surgery. *Anesth Analg.* 2017;125:1704–1713.
118. Armaghani SJ, Lee DS, Bible JE, et al. Preoperative opioid use and its association with perioperative opioid demand and postoperative opioid independence in patients undergoing spine surgery. *Spine (Phila Pa 1976).* 2014;39:E1524–E1530.
119. Blum JM, Biel SS, Hilliard PE, Jutkiewicz EM. Preoperative ultra-rapid opiate detoxification for the treatment of postoperative surgical pain. *Med Hypotheses.* 2015;84:529–531.
120. Hassamal S, Haglund M, Wittebel K, Danovitch I. A preoperative interdisciplinary biopsychosocial opioid reduction program in patients on chronic opioid analgesia prior to spine surgery: a preliminary report and case series. *Scand J Pain.* 2016;13:27–31.
121. McAnally H. Rationale for and approach to preoperative opioid weaning: a preoperative optimization protocol. *Periop Med (Lond).* 2017;6:19.
122. Nguyen LC, Sing DC, Bozic KJ. Preoperative reduction of opioid use before total joint arthroplasty. *J Arthroplasty.* 2016;31:282–287.
123. Huxtable CA, Roberts LJ, Somogyi AA, MacIntyre PE. Acute pain management in opioid-tolerant patients: a growing challenge. *Anaesth Intensive Care.* 2011;39:804–823.
124. Bakan M, Umutoğlu T, Topuz U, et al. Opioid-free total intravenous anesthesia with propofol, dexmedetomidine and lidocaine infusions for laparoscopic cholecystectomy:

- a prospective, randomized, double-blinded study. *Braz J Anesthesiol.* 2015;65:191–199.
125. Plunkett A, Fahlgren M, McLean B, Munday D. Opioid-free balanced anesthesia for cervical ganglionectomy subsequent to recent ultra rapid opioid detoxification. *Pain Med.* 2009;10:767–770.
  126. Parsa FD, Cheng J, Stephan B, et al. Bilateral breast reduction without opioid analgesics: a comparative study. *Aesthet Surg J.* 2017;37:892–899.
  127. Wu J, Buggy D, Fleischmann E, et al. Thoracic paravertebral regional anesthesia improves analgesia after breast cancer surgery: a randomized controlled multicentre clinical trial. *Can J Anaesth.* 2015;62:241–251.
  128. Hayhurst CJ, Durieux ME. Differential opioid tolerance and opioid-induced hyperalgesia: a clinical reality. *Anesthesiology.* 2016;124:483–488.
  129. Ellis TA II, Hammoud H, Dela Merced P, et al. Multimodal clinical pathway with adductor canal block decreases hospital length of stay, improves pain control, and reduces opioid consumption in total knee arthroplasty patients: a retrospective review. *J Arthroplasty.* 2018;33:2440–2448.
  130. Mathiesen O, Dahl B, Thomsen BA, et al. A comprehensive multimodal pain treatment reduces opioid consumption after multilevel spine surgery. *Eur Spine J.* 2013;22:2089–2096.
  131. Urman RD, Boing EA, Pham AT, et al. Improved outcomes associated with the use of intravenous acetaminophen for management of acute post-surgical pain in cesarean sections and hysterectomies. *J Clin Med Res.* 2018;10:499–507.
  132. Hah J, Mackey SC, Schmidt P, et al. Effect of perioperative gabapentin on postoperative pain resolution and opioid cessation in a mixed surgical cohort: a randomized clinical trial. *JAMA Surg.* 2018;153:303–311.
  133. Gonzales J, Lovald ST, Lau EC, Ong KL. Quantifying the risk of analgesic-related adverse events after knee arthroscopy. *J Surg Orthop Adv.* 2016;25:215–221.
  134. Chaudhary MA, Scully R, Jiang W, et al. Patterns of use and factors associated with early discontinuation of opioids following major trauma. *Am J Surg.* 2017;214:792–797.
  135. Schoenfeld AJ, Nwosu K, Jiang W, et al. Risk factors for prolonged opioid use following spine surgery, and the association with surgical intensity, among opioid-naïve patients. *J Bone Joint Surg Am.* 2017;99:1247–1252.
  136. Bicket MC, Long JJ, Pronovost PJ, Alexander GC, Wu CL. Prescription opioid analgesics commonly unused after surgery: a systematic review. *JAMA Surg.* 2017;152:1066–1071.
  137. Wunsch H, Wijeyesundera DN, Passarella MA, Neuman MD. Opioids prescribed after low-risk surgical procedures in the United States, 2004–2012. *JAMA.* 2016;315:1654–1657.
  138. Hegmann KT, Weiss MS, Bowden K, et al; American College of Occupational and Environmental Medicine. ACOEM practice guidelines: opioids for treatment of acute, subacute, chronic, and postoperative pain. *J Occup Environ Med.* 2014;56:e143–e159.
  139. Berna C, Kulich RJ, Rathmell JP. Tapering long-term opioid therapy in chronic noncancer pain: evidence and recommendations for everyday practice. *Mayo Clin Proc.* 2015;90:828–842.
  140. Saunders JB. Substance use and addictive disorders in DSM-5 and ICD 10 and the draft ICD 11. *Curr Opin Psychiatry.* 2017;30:227–237.
  141. Robinson SM, Adinoff B. The classification of substance use disorders: historical, contextual, and conceptual considerations. *Behav Sci-Basel.* 2016;6:18.
  142. Campbell G, Bruno R, Lintzeris N, et al. Defining problematic pharmaceutical opioid use among people prescribed opioids for chronic non-cancer pain: do different measures identify the same patients? *Pain.* 2016;157:1489–1498.
  143. Degenhardt L, Bruno R, Lintzeris N, et al. Agreement between definitions of pharmaceutical opioid use disorders and dependence in people taking opioids for chronic non-cancer pain (POINT): a cohort study. *Lancet Psychiatry.* 2015;2:314–322.
  144. Rounsaville BJ, Bryant K, Babor T, Kranzler H, Kadden R. Cross system agreement for substance use disorders: DSM-III-R, DSM-IV and ICD-10. *Addiction.* 1993;88:337–348.
  145. Quinlan J, Cox F. Acute pain management in patients with drug dependence syndrome. *Pain Rep.* 2017;2:e611.
  146. Ward EN, Quaye AN, Wilens TE. Opioid use disorders: perioperative management of a special population. *Anesth Analg.* 2018;127:539–547.
  147. Alford DP, Compton P, Samet JH. Acute pain management for patients receiving maintenance methadone or buprenorphine therapy. *Ann Intern Med.* 2006;144:127–134.
  148. Anderson TA, Quaye ANA, Ward EN, Wilens TE, Hilliard PE, Brummett CM. To stop or not, that is the question: acute pain management for the patient on chronic buprenorphine. *Anesthesiology.* 2017;126:1180–1186.
  149. Broglio K, Cooney MF. Acute pain management in patients with substance use disorder. *Pain Management Nursing.* 2017;18:65.
  150. Jonan AB, Kaye AD, Urman RD. Buprenorphine formulations: clinical best practice strategies recommendations for perioperative management of patients undergoing surgical or interventional pain procedures. *Pain Physician.* 2018;21:E1–E12.
  151. Evans CJ, Cahill CM. Neurobiology of opioid dependence in creating addiction vulnerability. *F1000Res.* 2016;5.
  152. Brandal D, Keller MS, Lee C, et al. Impact of enhanced recovery after surgery and opioid-free anesthesia on opioid prescriptions at discharge from the hospital: a historical-prospective study. *Anesth Analg.* 2017;125:1784–1792.
  153. Overton HN, Hanna MN, Bruhn WE, Hutfless S, Bicket MC, Makary MA; Opioids After Surgery Workgroup. Opioid-prescribing guidelines for common surgical procedures: an expert panel consensus. *J Am Coll Surg.* 2018;227:411–418.